


TOOTHPICK TRICKS


Can you figure out how Clarinda Clown does her toothpick tricks? Look at each toothpick pattern below. Then read the instructions next to it and try to solve it. Whenever the instructions ask you to take away toothpicks, draw an **X** on each toothpick that must be taken away.

1.




Take away three toothpicks to leave exactly four squares.

3.




Take away six toothpicks to leave exactly two squares. (Hint: The squares need not be equal in size.)

2.



Take away four toothpicks to leave exactly four squares.

4.



Take away three toothpicks and move them to a new place to end up with five squares of equal size. Use dotted lines to draw the toothpicks in their new places.

