

























Mobi Workspace

Icons

ICON	TOOL NAME	DESCRIPTION
	Minimize/Restore Toolbar	Shows or hides the main toolbar.
	Workspace Menu	Offers quick access to the options most often used.
	Mouse Mode	Toggles to mouse mode for use with your desktop applications.
	Selection	Selects the desired text or image.
	Pen	Creates freehand annotations.
	Highlighter	Emphasizes important passages of text.
	Eraser	Removes selected annotations.
	Shapes	Draws an assortment of geometric shapes.
	Line	Draws a variety of line styles, widths, and colors.
	Text	Adds a text box to the page.
	Undo	Reverses the last operation or a series of operations.
	Clear	Removes text and images on the current page.
	Create Blank Page	Adds a new page to the Workspace file.
	Create Grid Page	Adds a new grid page to the Workspace file.
	Gallery	Contains over 4000 teaching resources including the interactive simulations (SIMS).
	Capture	Obtains an image of the current screen, or any portion of it.
	Previous Page	Selects the previous page.
	Next Page	Selects the next page.
	Page Sorter	Displays thumbnail images of all pages within the Workspace file.
	Save	Saves a file to the selected directory.
	Toolbox	Displays tools not available on the main toolbar.
	PRS Functions	Displays the Personal Response System (PRS) menu.
	Exit	Exits Workspace.
	Recycle Bin	Deletes any object placed in it.