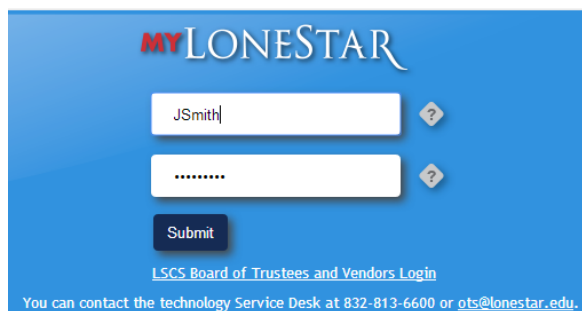


Pre-Assessment Activity (PAA) Directions

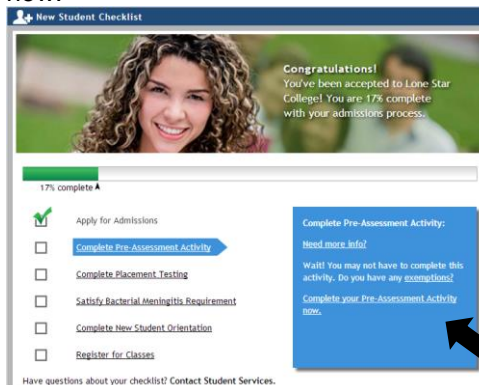
The Pre-Assessment Activity (PAA) must be completed before you can take the TSI Assessment. Lone Star College is required to provide you with this activity and document your completion.

Go to: www.lonestar.edu > Click on myLoneStar **or** go directly to: my.lonestar.edu

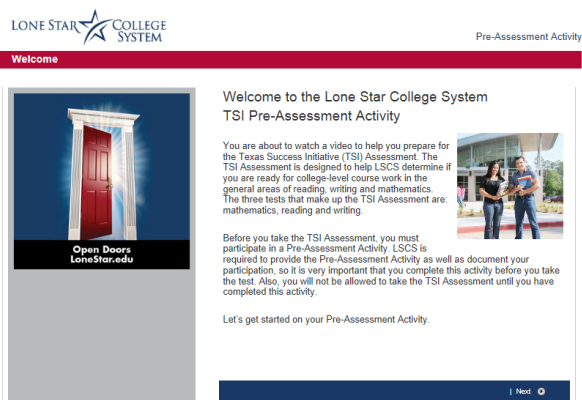
1. Enter your username/ID and password.



2. Click on the “Complete your Pre-Assessment Activity now.”



3. Complete the following video.



4. At the end of the video, you will receive a message stating “Congratulations, you have completed this course.”

Make sure that you **SELECT** the “[Continue](#)” button after this message and allow the new window/tab fully load, so that your account will reflect that you have completed the PAA.

Don't know your username and/or password?

If you do not know your username or password to log into MyLoneStar, use the **Incorrect Username** and **Incorrect Password** icons to help you retrieve or reset your username/password. You may also call the phone number listed to reset your password security questions. If you are still having trouble logging in to your account or you do not see the link to the PAA when you log in, please contact the Technology Service Desk at 832-813-6600.

