

Lifetouch.

Spring Picture Access & Ordering Process

To get the Portrait ID and Access Code, you have 2 options.

1. Call 1-800-736-4753 (Option 6) or
2. Go to www.mylifetouch.com and in the bottom left corner click on the "LIVE CHAT" button.

Once you have the 2 codes, please follow the steps below to access the pictures.

- Go to www.mylifetouch.com and enter the Portrait ID.



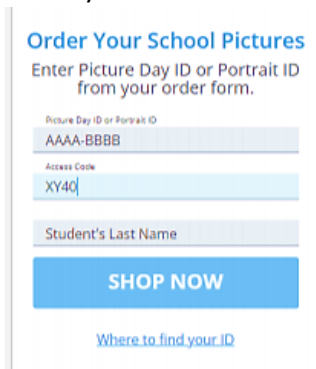
Order Your School Pictures
Enter Picture Day ID or Portrait ID from your order form.

Picture Day ID or Portrait ID

SHOP NOW

[Where to find your ID](#)

- Once you enter the Portrait ID, then the Access Code and Last Name box will open up for entry.



Order Your School Pictures
Enter Picture Day ID or Portrait ID from your order form.

Picture Day ID or Portrait ID
AAAA-BBBB

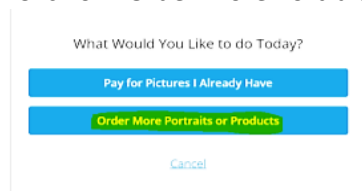
Access Code
XY40

Student's Last Name

SHOP NOW

[Where to find your ID](#)

- Click on "Order More Portraits or Products"



What Would You Like to do Today?

Pay for Pictures I Already Have


Order More Portraits or Products

Cancel

- A box will appear with your child's proof, along with their name and grade. Click on "Confirm & Continue"
- You are now ready to Shop & Order.
- Click on PHOTOS & GIFTS and start your order.

Lifetouch

HOME PHOTOS & GIFTS SPECIAL OFFERS



If you have questions, please use the Live Chat Function or call 1-800-736-4753. All orders will be shipped to the home address that you provide during the order.