



Maplebrook Elementary
Distance Learning
Opportunities

April 13-17



PPCD/SCD

Choose activities below to complete each day.

WEEK of
APRIL 13

Readiness Skills	Adaptive Skills	Communication Skills
Encourage your child to remain in an area to complete a fine motor activity	Practice following a toileting routine. Provide hand over hand assistance if needed to dress and undress for toileting.	By showing pictures of family, encourage your child to name them by either verbal communication or by pointing to them when named.
Fine motor activities: puzzles, tracing, "put in" activities: Click on link for fine motor activities	Practice following one step directions to clean up after activities. Provide hand over hand assistance if needed.	Continue practice with labeling and requesting with picture exchange, gestures, verbal modeling (imitation)
Social Skills Reciprocal play with family Click here: Ideas on interactive play	Optional Sensory Activity Colored Ice *water *ice cube trays *food coloring Add food coloring to the ice tray, add water, freeze and enjoy!	Music Therapy Five Little Speckled Frogs



Pre-K




PPCD/SCD

WEEK of
APRIL 13

Choose activities below to complete each day. **Highlighted** activities will be checked for completion and teachers will provide feedback.



Activities with this symbol indicate assignments that can be submitted through the student's Seesaw account.

Reading/Writing	Math	Science
<p>Reading Activity</p> <p>Go to Storyline Online and pick a story to read together!</p>	<p>Create A Pattern</p> <ol style="list-style-type: none"> 1. Collect your travel vehicles 2. Create a pattern (ex: car, truck, car, truck) 	<p>Mystery Science</p> <p>Why did Elon Musk send his car into space? Watch Mystery Science Here</p>
<p>Sentence Writing Activity </p> <p>Find Sentences Here</p> <ol style="list-style-type: none"> 1. Write the sentence and trace the letters of the week using crayons. 2. Write sentence on a paper and cut apart the words to rebuild it. 	<p>Measuring</p> <ol style="list-style-type: none"> 1. Throw a paper airplane 2. Measure how far it flew using your shoes. 	<p>Mystery Science</p> <p>Why do builders need so many big machines? Watch Mystery Science Here</p>
<p>Ready Rosie</p> <p>Activities will be emailed each Monday How to join instructions here.</p>	<p>Sizing</p> <p>Line up your vehicles or toys from smallest to largest.</p>	<p>Make Your Own Paint</p>  Click here for Paint Recipe!

PreK Focus

[Click for this week's focus!](#)


Art

Make a Paper Airplane, decorate it, and fly it through your house!

Gross Motor

Play the game Red Light, Green Light!

Seesaw Assignments








Kindergarten

WEEK of
APRIL 13

Choose activities below to complete each day. **Highlighted** activities will be checked for completion and teachers will provide feedback.



Activities with this symbol indicate assignments that can be submitted through the student's Seesaw account.

Reading/Writing	Math	Science
<p>Write a story of something fun you have done at home. Record story in Seesaw.</p> 	<p>Find 20 of the same object. For example beans, coins, legos, etc. Take a picture and add to your Seesaw account.</p> 	<p>Read along to It's a Good Thing We Have Insects Username: Learning20 Password: Clifford Make a poster or book on what you learned about insects.</p>
<p>Write the sight words on sticky notes or small pieces of paper. Have an adult call out a word and have the child swat that word with a fly swatter or wand. Sight word List</p>	<p>Dance and count to 20. Count to 20 and Workout video</p>	<p>Draw a picture of your favorite insect. Add picture to Seesaw learning journal.</p> 
<p>Author Study: Eric Carle. Do you have any Eric Carle books at home? Describe how he tells the story. How do you think he illustrated the pictures. The Very Hungry Caterpillar</p>	<p>Count to 10, 20, 30, 50, or 100 using a whisper voice. Count using a monster voice. Count using a squeaky mouse voice or a robot voice..</p>	<p>Go on a nature walk to find insects. Can you describe their characteristics?</p>
<p>Log in to Raz-kids everyday for 15 minutes.</p>	<p>Play a board or card game with your family.</p>	<p>Can you make your favorite insect like Eric Carle?</p>

Specials

Counselor Corner

Intervention






1st Grade

WEEK of
APRIL 13

Choose activities below to complete each day. **Highlighted** activities will be checked for completion and teachers will provide feedback.



Activities with this symbol indicate assignments that can be submitted through the student's Seesaw account.

Reading/Writing	Math	Science/Social Studies
 <p>Write the word BUTTERFLY. Cut out each letter and mix them up. What new words can you make? What rhyming words can you make?</p>	 <p>Watch: Tally Marks Survey your family. What do you like more apples or oranges? Make a tally graph to record their answers</p>	 <p>Explore insects on PebbleGo on MyHumble What is your favorite insect? Why? Tell everything you can about your insect.</p>
<p>Practice reading and writing your Sight Word List using activities of your choice.</p> <p>This week's focus: tell, across, world, cat, take</p>	<p>Listen to Tally O'Malley.</p> <p>Count and tally the fruit you have in your kitchen. See what else you can count and tally.</p>	<p>What is an insect? Write down all of your schema (what you already know).</p> <p>Watch Bugs. What is your new learning?</p>
<p>Listen to The Very Hungry Caterpillar.</p> <p>Write about what YOU would eat if you were the Hungry Caterpillar. Writing Prompt</p>	<p>Watch Bar Graph Video.</p> <p>Answer the questions on the Apple and Oranges graph.</p>	<p>Watch one or both of these videos: My Animal Friends Monarch Butterfly Amazing Animals</p>
<p>Go to PebbleGo on MyHumble Research INSECTS</p> <p>Create a product to share your learning.</p>	<p>View Apples and Oranges Graph.</p> <p>Answer the questions using the data in the graph..</p>	<p>Watch Inspect An Insect.</p> <p>Create your own insect using anything you want. Don't forget each part.</p>

Specials

Counselor Corner

Intervention









2nd Grade

WEEK of
APRIL 13

Choose activities below to complete each day. **Highlighted** activities will be checked for completion and teachers will provide feedback.



Activities with this symbol indicate assignments that can be submitted through the student's Google Classroom account.

Reading/Writing	Math	Science/Social Studies
Complete the "Thank You Hero" writing activity. 	Solve the word problem and share your thinking. 	Watch the food chain video and complete the quiz. 
Choose two books that you have read. Show the books to a family member and explain how the two books are alike and different.	Solve one-step addition and subtraction problems by clicking on the links.	Go on a walk or look outside your home. Draw what a food chain would look like with plants, insects and animals around your home.
Complete the <i>Diary of a Spider</i> and <i>A Spiderling Grows Up</i> activity. 	Go on a neighborhood walk and look for the Easter eggs in the windows of your neighbors. Add together three digit numbers that you see.	Talk to a family member about a landmark. Draw a picture of the landmark and what you learned about it.
Choose a book from home or one from RAZ Kids. Read the book and tell us about what you read. 	Using number cards, flip over 3 cards to create a 3-digit number. Flip over three more cards to make a new 3-digit number. Add the numbers together with a strategy.	Pick a landmark to research and share what you learned. 

Specials

Counselor Corner

Intervention



3rd Grade

WEEK of
APRIL 13

Choose activities below to complete each day. **Highlighted** activities will be checked for completion and teachers will provide feedback.



Activities with this symbol indicate assignments that can be submitted through the student's Google Classroom account.

RELA

New Learning Videos

Before accessing your activities, please watch the video and or listen to the song. Both are located in **Google Classroom** under this week.

Participation Activities

Listen to **Thunder Cake**, then complete one of the following:

Activity 1: Graphic Organizer

Activity 2: Flipgrid video explaining the summary of the story.

Activity 3: Create a comic strip of the story. Write a summary of the story after you created your comic strip.



Ongoing Practice

Read a fictional story of your choice in Epic or Sora, then draw a picture of your favorite part of the book. Write a summary on the back of your drawing.

Math

Access through [MyHumble](#) to get to assignments in **Google Classroom**.

New Learning Video (Do First):

Go into Google Classroom and watch the Video titled 2 x 1 Area Model.

Participation Activities

Complete one of the following:

Activity 1: IXL Assignments

(link to IXL through Google Classroom)

Activity 2: Area Model Practice on Google Slides



Ongoing Practice

Math Activities

Go to [MyHumble](#) and go to **Prodigy** for new specific skill practice. Play for 20 mins.

Science/Social Studies

Science

Access through [MyHumble](#) to get to assignments in Google Classroom.



Please complete these Stemsscopes activities.

- *Optional: Science Rock Song
- *Must-Do: Content Connections
- *Must-Do: Progress Monitoring

Social Studies

Watch the video **Abraham Lincoln**. Following the video you will be prompted to write 3 things you learned from the video.



Specials

Counselor Corner

Intervention



4th Grade

WEEK of
APRIL 13

Choose activities below to complete each day. **Highlighted** activities will be checked for completion and teachers will provide feedback.



Activities with this symbol indicate assignments that can be submitted through the student's Google Classroom account.

RELA

- Watch text evidence videos
- Read "Pixar Tells a Story"
- Complete the Pixar Google Form
- Pixar Movie Response

Extension Project -
Storyboard



Math

- Decimal Place Value Video
- 2 IXL Assignments
- "What I Learned"
- Decimals Place Value
- Adding & Subtracting Whole Numbers



Science

- Mystery Science
- Stemsopes
- STEM Challenge



Specials

Counselor Corner

Intervention



5th Grade




WEEK of
April 13

Choose activities below to complete each day. **Highlighted** activities will be checked for completion and teachers will provide feedback.



Activities with this symbol indicate assignments that can be submitted through the student's Google Classroom account which can be accessed through [MyHumble](#).

Complete and "Turn In" one RELA and Math activity and either a Science OR Social Studies activity for participation grade.

RELA	Math	Science
<p><u>Google Classroom</u> </p> <ol style="list-style-type: none"> Review Persuasive Texts: Videos 1 and 2 Read Covid 19 Article then, choose one: <ul style="list-style-type: none"> Article quiz/writing Tri-fold activity 	<p><u>Google Classroom</u> </p> <p>Solving Area and Perimeter problems</p>	<p>Go to MyHumble (same login as MyHumble)</p> <p>STEMScopes - Assignments for 5.9C Environmental Changes</p>
	<p>Extra Math Practice:</p> <p>Go to MyHumble</p> <p>IStation - Assignments for 13-04 Area and Perimeter</p>	<p>Social Studies </p> <p><u>Google Classroom</u> - Video "Seeds of Conflict"</p> <ul style="list-style-type: none"> Choose one quiz option

Specials

Counselor Corner

Intervention



Specials

WEEK of
APRIL 13

Choose activities below to complete each day.

Tweet a photo and tag your teacher or email a picture to your teacher.

	Music	Art	PE	Library	Technology
	@MBE_music Email	@Art_MBE Email	@MBE_TinelliPE Email	@mbe_library Email	@MBE_IT Email
Grade K-2	Learn about the string family! Music Check-In	Playdough This is easy to make with items you have at home!	Zumba Kids I like to Move it Zumba Kids Minions	Go to MyHumble and click on PebbleGo . Read about an animal you have seen outside this week.	Go to MyHumble and click on Wixie . Complete the "All About My Family" activity with your family!
	Design a new instrument. What does it look like? How would you play it?	Art Lines and Patterns This is your chance to show off your art lines and patterns.	Please enjoy outside activities several times a day. Try to be active for at least 20 minutes per activity. Change it up, play and have fun.	Challenge: Draw a picture and write 3-5 sentences about the animal you read about.	Go to MyHumble and click on Typing Club to practice your keyboarding skills! Typing Club Help
Grades 3-5	Learn about the string family! Music Check-In	YES! Playdough This is easy to make with items you have at home! Until we get back to real clay, have fun and be creative.	Roll the Dice Workout 20 minutes of fun. Roll the dice and see what fun exercise you get to do. Try to get heart rate up during this activity.	Go to MyHumble and click on Britannica Online . Read a Biography about someone you find interesting.	Go to MyHumble and click on Wixie . Complete the "Family Crest" activity with your family!
	Design a new instrument. What does it look like? How would you play it?	Art Lines and Patterns Take your time and let this be a project you work on all week.	Please enjoy outside activities several times a day. Try to be active for at least 20 minutes per activity. Change it up, play and have fun.	Challenge: Create 2 facts and a fib about the person you read about. Share them with someone and see if they can guess the fib.	Go to MyHumble and click on Typing Club to practice your keyboarding skills! Typing Club Help



Counselor Corner

Goal Directed Behavior Mar 30	Goal Directed Behavior April 6-9	Goal Directed Behavior April 13-17
<u>Greetings Video</u>	<u>Greetings Video</u>	<u>Greetings Video</u>
<u>Lesson</u>	<u>Lesson</u>	<u>Lesson</u>
<u>Parent Connection</u>	<u>Parent Connection</u>	<u>Parent Connection</u>
<u>College & Career Readiness Activity</u>	<u>College & Career Readiness Activity</u>	<u>College & Career Readiness Activity</u>

<u>Letter from the Counselor</u>	<u>Daily Challenges</u>	<u>Mindful Moments</u>	<u>COVID 19 and SEL Resources</u>
<u>Student Council Community Challenge</u>	<u>Request For Virtual Counseling</u>	<u>Morning Community Time</u>	<u>Twitter Contact Me</u>



Intervention

WEEK of
APRIL 13

Dyslexia 1	Dyslexia 2	Dysgraphia	More Reading Resources
<p>Choose a decodable book from Part 1 or 2 to read. Do the homework activities for extra practice.</p> <p>Fly Leaf Publishing</p>	<p>Barton Practice Pages Book 4, Lesson 2</p>	<p>Practice keyboarding skills.</p> <p>Typing Club</p> <p>Typing Club Help</p>	<p>Letter names/Sounds: Download the free app Khan Academy Kids Explore letter/sound games.</p>
<p>Try some of these word games with an adult:</p> <p>PA All Day Rhyming PA All Day Words</p>	<p>Use the link for the activity.</p> <p>Syllable Closed Sort</p>	<p>Watch the video, then practice your <i>magic c letters</i>.</p> <p>Magic C Letters Video Magic C Practice Page</p>	<p>Phonemic Awareness: Try some of these word games with an adult:</p> <p>PA All Day Rhyming PA All Day Words</p>
<p>Read for 20 minutes on Learning Ally or other reading program. If you don't have your login, email me!</p>	<p>Read for 20 minutes on Learning Ally or other reading program. If you don't have your login, email me!</p>	<p>Try one or more of these activities to work on your the arches of your hand:</p> <p>Arches of the Hand</p>	<p>Fluency: Try this with a sibling or parent:</p> <p>Reader's Theater</p>
<p>Contact Mrs. Thomas</p>	<p>Contact Mrs. Hawkins</p>	<p>Parent Corner: What is phonemic Awareness? Ways to Enhance Reading Fluency What is Fluency Anchor Chart</p>	